



# Hung Hing's

## CHICKEN NOODLE SOUP

STAY STRONG • STAY HEALTHY • STAY POSITIVE

VOL. 006  
29 MAY 2020

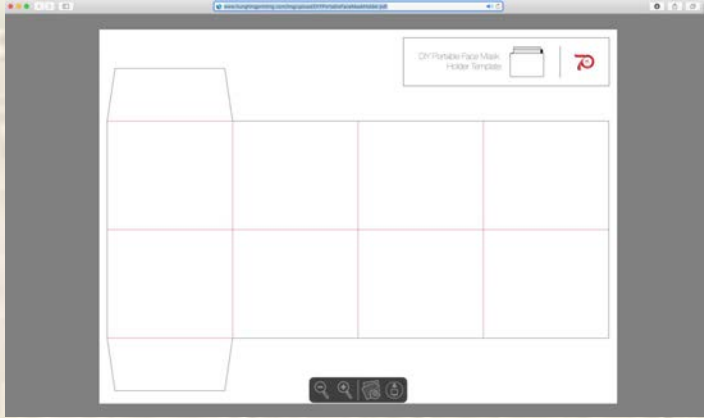
Life isn't about waiting for the storm to pass. It's about learning how to **DANCE IN RAIN.**



What's the proper way to store  
your **FACE MASK?**


With stricter restrictions on wearing mask while getting out of your house, it has become increasingly important to find a way to store disposable mask on the go. Most people look for different ways to store their mask while taking a breather out of the house. Instead of casually put your disposable masks on the table, you can try making your own Mask Holder in a few simple steps.

---



**STEP 1:**

Download the template [here!](#)



**STEP 2:**

Print out the template and cut along the solid line.



**STEP 3:**

Disassemble the paper bag as shown.




**STEP 4:**

Lay the paper bag, printed side up, on your table.



**STEP 5:**

Place the template on the paper bag and secure with tape.



**STEP 6:**

Cut the paper bag along the template.



**STEP 7:**  
Fold along all the dotted line.

---



**STEP 8:**  
Disinfect both sides with liquid sanitizer

---



**STEP 9:**  
Fold and construct the holder as shown.

---



**DONE!**

**DIY Portable  
Face Mask Holder**

[Subscribe to our WhatsNew blog to receive email updates with what's happening at Hung Hing.](#)

Copyright © Hung Hing Printing Group Limited. All Rights Reserved.

Our mailing address is: [info@hunghingprinting.com](mailto:info@hunghingprinting.com)

---

This email was sent to [<< Test Email Address >>](#)

[why did I get this?](#) [unsubscribe from this list](#) [update subscription preferences](#)

HUNG HING PRINTING GROUP LIMITED · Hung Hing Printing Centre, 17 -19 Dai Hei Street, · Tai Po Industrial Estate, New Territories · Hong Kong · Hong Kong

